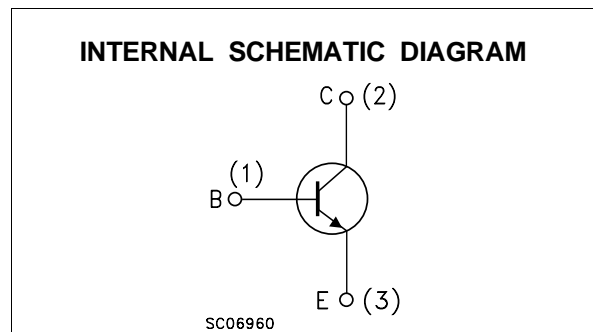
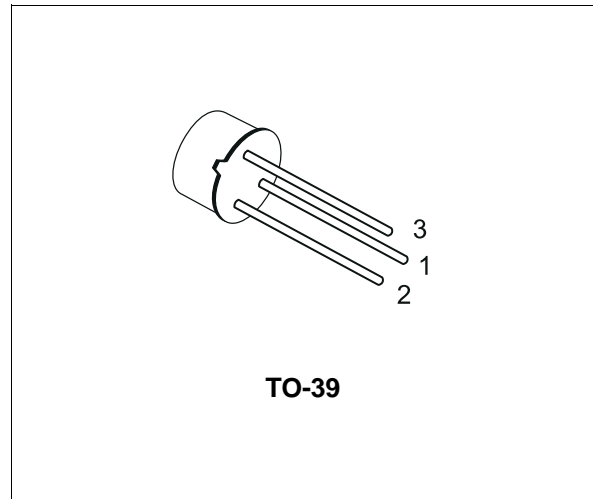


SMALL SIGNAL NPN TRANSISTOR

DESCRIPTION

The 2N3019 is a silicon Planar Epitaxial NPN transistor in Jedec TO-39 metal case, designed for high-current, high frequency amplifier application. It features high gain and low saturation voltage.



ABSOLUTE MAXIMUM RATINGS

Symbol	Parameter	Value	Unit
V_{CBO}	Collector-Base Voltage ($I_E = 0$)	140	V
V_{CEO}	Collector-Emitter Voltage ($I_B = 0$)	80	V
V_{EBO}	Emitter-Base Voltage ($I_C = 0$)	7	V
I_C	Collector Current	1	A
P_{tot}	Total Dissipation at $T_{amb} \leq 25\text{ }^\circ\text{C}$ at $T_C \leq 25\text{ }^\circ\text{C}$	0.8	W
		5	W
T_{stg}	Storage Temperature	-65 to 175	$^\circ\text{C}$
T_j	Max. Operating Junction Temperature	175	$^\circ\text{C}$

THERMAL DATA

$R_{thj-case}$	Thermal Resistance Junction-Case	Max	30	$^{\circ}C/W$
$R_{thj-amb}$	Thermal Resistance Junction-Ambient	Max	187.5	$^{\circ}C/W$

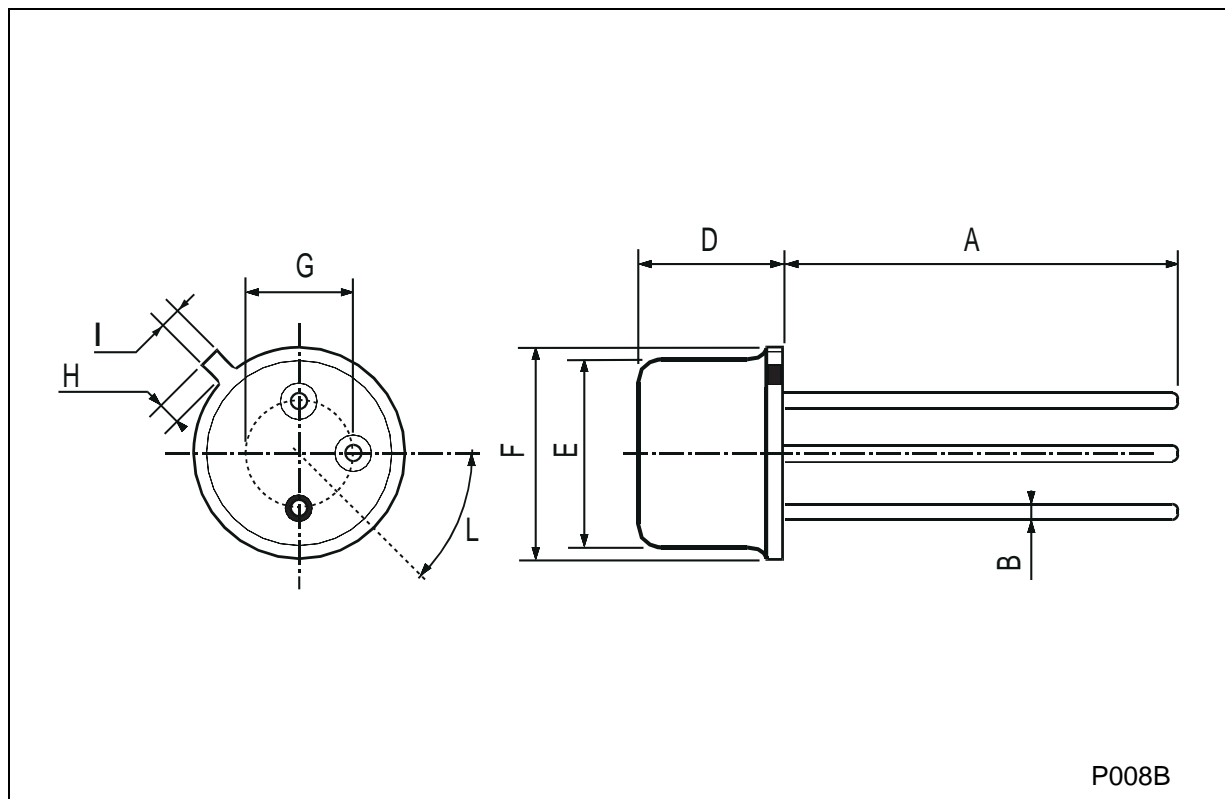
ELECTRICAL CHARACTERISTICS ($T_{case} = 25^{\circ}C$ unless otherwise specified)

Symbol	Parameter	Test Conditions	Min.	Typ.	Max.	Unit
I_{CBO}	Collector Cut-off Current ($I_E = 0$)	$V_{CB} = 90 V$ $V_{CB} = 90 V \quad T_C = 150^{\circ}C$			10 10	nA μA
I_{EBO}	Emitter Cut-off Current ($I_C = 0$)	$V_{EB} = 5 V$			10	nA
$V_{(BR)CBO}$	Collector-Base Breakdown Voltage ($I_E = 0$)	$I_C = 100 \mu A$	140			V
$V_{(BR)CEO}^*$	Collector-Emitter Breakdown Voltage ($I_B = 0$)	$I_C = 10 mA$	80			V
$V_{(BR)EBO}$	Emitter-Base Breakdown Voltage ($I_C = 0$)	$I_E = 100 \mu A$	7			V
$V_{CE(sat)}^*$	Collector-Emitter Saturation Voltage	$I_C = 150 mA \quad I_B = 15 mA$ $I_C = 500 mA \quad I_B = 50 mA$			0.2 0.5	V V
$V_{BE(sat)}^*$	Base-Emitter Saturation Voltage	$I_C = 150 mA \quad I_B = 15 mA$			1.1	V
h_{FE}^*	DC Current Gain	$I_C = 0.1 mA \quad V_{CE} = 10 V$ $I_C = 10 mA \quad V_{CE} = 10 V$ $I_C = 150 mA \quad V_{CE} = 10 V$ $I_C = 500 mA \quad V_{CE} = 10 V$ $I_C = 1 A \quad V_{CE} = 10 V$ $I_C = 150 mA \quad V_{CE} = 10 V$ $T_{amb} = -55^{\circ}C$	50 90 100 50 15 40		300	
h_{fe}^*	Small Signal Current Gain	$I_C = 1 mA \quad V_{CE} = 5 V \quad f = 1 KHz$	80		400	
f_T	Transition Frequency	$I_C = 50 mA \quad V_{CE} = 10 V \quad f = 20 MHz$	100			MHz
C_{CBO}	Collector-Base Capacitance	$I_E = 0 \quad V_{CB} = 10 V \quad f = 1 MHz$			12	pF
C_{EBO}	Emitter-Base Capacitance	$I_C = 0 \quad V_{EB} = 0.5 V \quad f = 1 MHz$			60	pF
NF	Noise Figure	$I_C = 0.1 mA \quad V_{CE} = 10 V$ $f = 1 KHz \quad R_g = 1 K\Omega$			4	dB
$r_{bb'} \quad C_{b'c}$	Feedback Time Constant	$I_C = 10 mA \quad V_{CE} = 10 V \quad f = 4 MHz$			400	ps

* Pulsed: Pulse duration = 300 μs , duty cycle $\leq 1\%$

TO-39 MECHANICAL DATA

DIM.	mm			inch		
	MIN.	TYP.	MAX.	MIN.	TYP.	MAX.
A	12.7			0.500		
B			0.49			0.019
D			6.6			0.260
E			8.5			0.334
F			9.4			0.370
G	5.08			0.200		
H			1.2			0.047
I			0.9			0.035
L	45° (typ.)					



Information furnished is believed to be accurate and reliable. However, STMicroelectronics assumes no responsibility for the consequences of use of such information nor for any infringement of patents or other rights of third parties which may result from its use. No license is granted by implication or otherwise under any patent or patent rights of STMicroelectronics. Specification mentioned in this publication are subject to change without notice. This publication supersedes and replaces all information previously supplied. STMicroelectronics products are not authorized for use as critical components in life support devices or systems without express written approval of STMicroelectronics.

The ST logo is a trademark of STMicroelectronics

© 2002 STMicroelectronics – Printed in Italy – All Rights Reserved

STMicroelectronics GROUP OF COMPANIES

Australia - Brazil - Canada - China - Finland - France - Germany - Hong Kong - India - Israel - Italy - Japan - Malaysia - Malta - Morocco - Singapore - Spain - Sweden - Switzerland - United Kingdom - United States.

<http://www.st.com>